

PARTS LIST

JN40 "JACKHAMER"

PS-5350.84

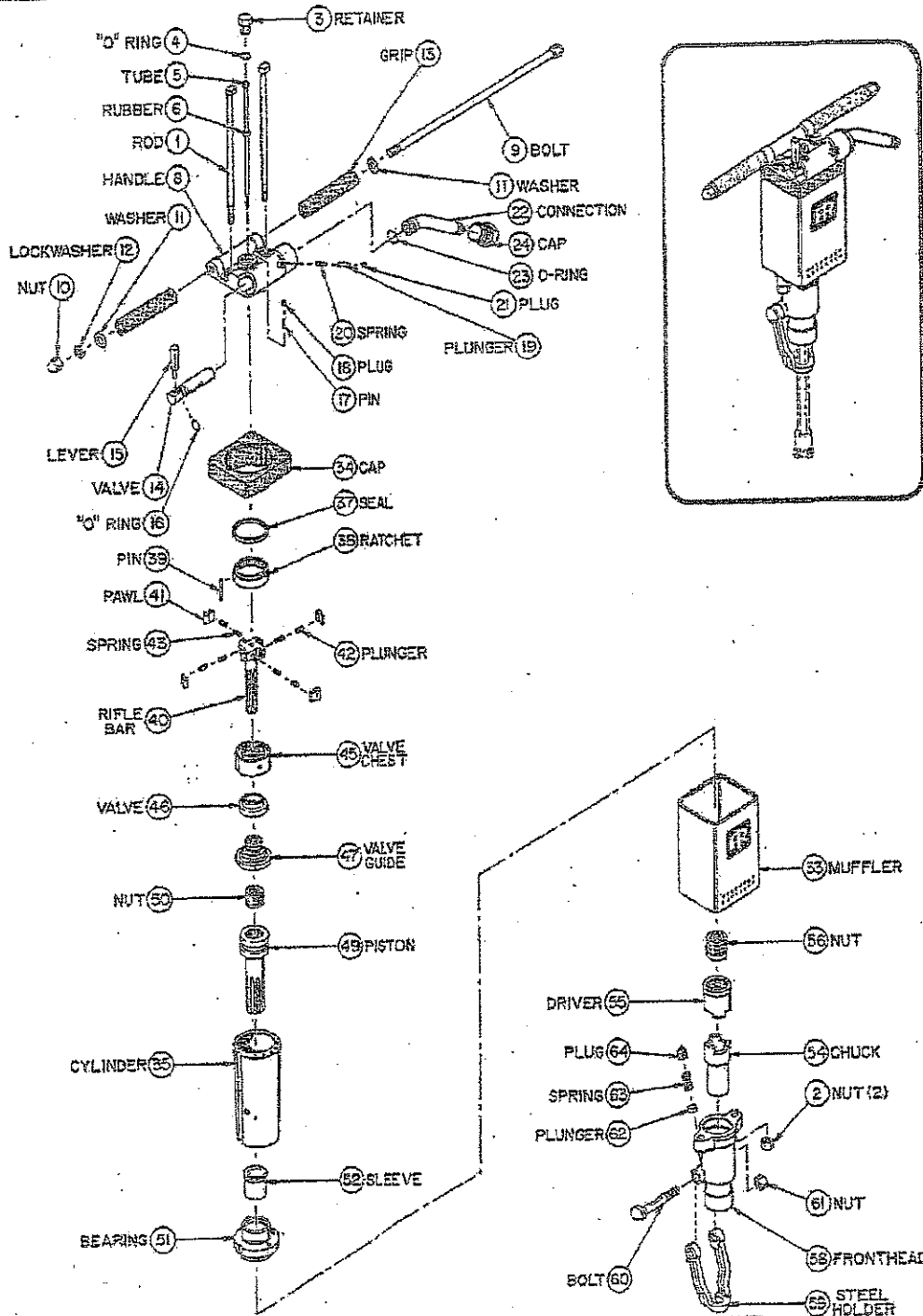
Sheet 1

August 1, 1985

Replaces PS-5350.84 Sh. 1
dated January 10, 1981

51214708

© 1985 Ingersoll-Rand Company

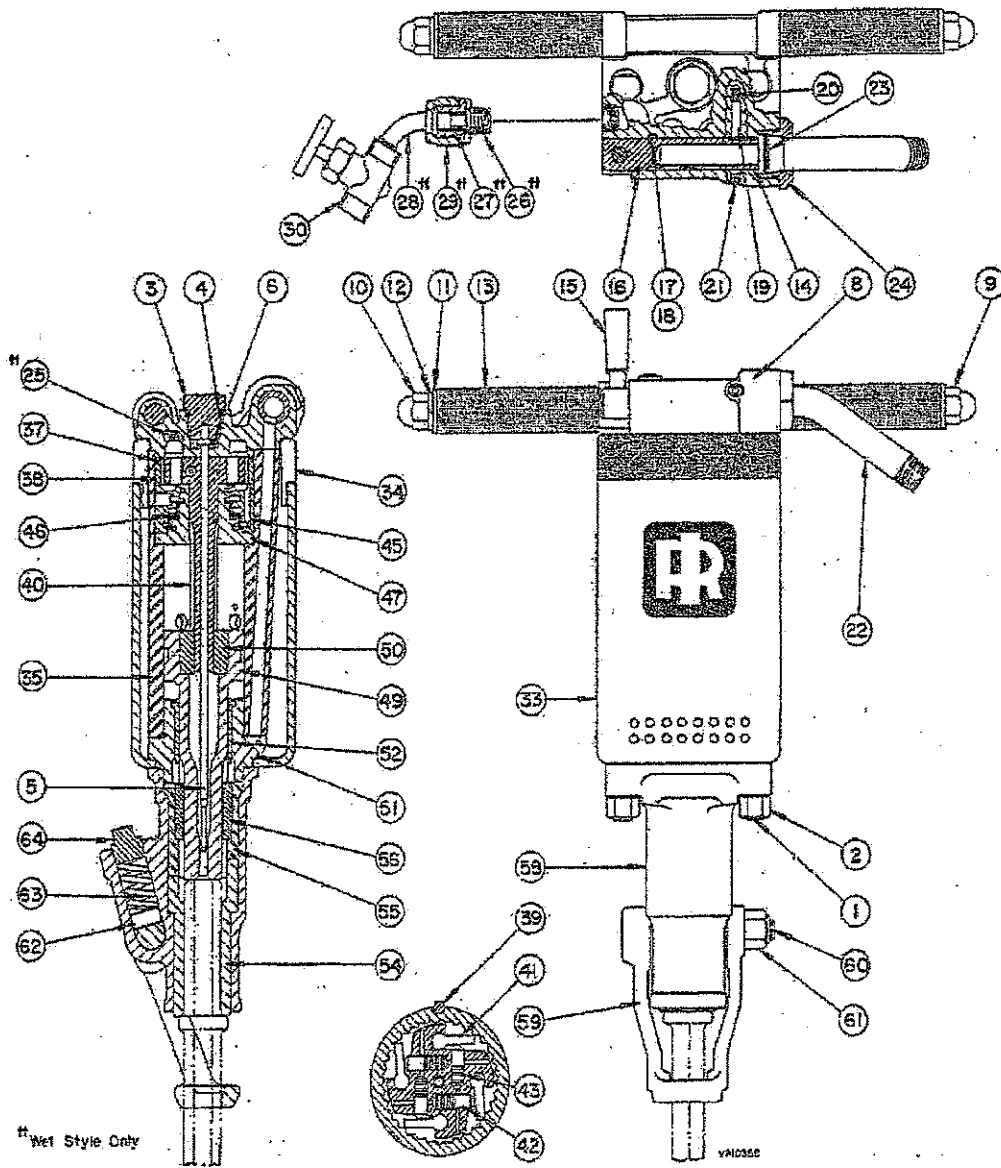


JN40 "JACKHAMER"
(Yoke Type Steel Holder Construction)
(Refer to Pages 2 and 4 for Parts List)

INGERSOLL-RAND
DRILLING EQUIPMENT

Rock Drill Division
Phillipsburg, NJ 08865

CROWDER SUPPLY CO., INC. - 8495 ROSLYN ST. - COMMERCE CITY, CO 80022 - TOLL FREE 888-883-6144 - www.crowdersupply.com



JH40 "JACKHAMMER"
 (Yoke Type Steel Holder Construction)
 (Refer to Pages 3 and 4 for Parts List)

PARTS LIST
JH40 JACKHAMMER
 Yoke Type Steel Holder Construction

When ordering spares, please give (1) the NAME of the part as listed, (2) the PART NO. as listed or stamped on the part, and (3) the SERIAL NUMBER of the machine. DO NOT use illustration numbers when ordering spare parts.

ILLUS. NO	PART NO.		NAME OF PART (Parts indented under an item are included with that item)	QTY	CLASS		
	BLOWER STYLE	WET STYLE			1 MIN	2 AV	3 MAX
			ASSEMBLY RODS AND PARTS				
1	50003185	X	ASSEMBLY ROD	2			2
2	50003193	X	ASSEMBLY ROD NUT	2			2
			BLOWER/WATER TUBE AND PARTS				
3	50503606	X	TUBE RETAINER	1			1
4	95086526	X	TUBE RETAINER O-RING	1	1	2	4
5	50763762		BLOWER TUBE	1	1	2	4
5		50763754	WATER TUBE	1	1	2	4
6	50045673	X	TUBE RUBBER	1	2	2	4
			HANDLE AND PARTS				
8	50924380	50719897	HANDLE	1			
9	50899517	X	HANDLE BOLT	1			
10	95216701	X	HANDLE BOLT NUT	1			
11	95064705	X	HANDLE BOLT WASHER	2			
12	95210415	X	HANDLE BOLT LOCK WASHER	1			
13	51716454	X	HANDLE GRIP	2			
			THROTTLE VALVE ASSEMBLY	1			
14	50809748	X	:: THROTTLE VALVE	1		1	1
15	50809748	X	:: THROTTLE VALVE LEVER	1		1	1
16	95018099	X	THROTTLE VALVE O-RING	1			1
17	95210563	X	LOCATING PIN	1			
18	95049359	X	HANDLE PLUG	1			
19	50003748	X	THROTTLE VALVE PLUNGER	1			
20	50170927	X	THROTTLE VALVE PLUNGER SPRING	1			
21	95049359	X	HANDLE PLUG	1			
22	50974013	X	HOSE CONNECTION ASSEMBLY	1			1
23	95086161	X	O-RING	1		1	2
24	50028117	X	HOSE CONNECTION CAP	1			
25	NOT USED	95214797	HANDLE PLUG	1			
	NOT USED	50975549	WATER HOSE CONNECTION	1			
26	NOT USED	50028018	:: WATER CONNECTION SPUD	1			
27	NOT USED	50028059	:: WATER HOSE STEM RUBBER	1	1	2	3
28	NOT USED	50011808	:: WATER CONNECTION STEM	1			1
29	NOT USED	50028042	:: WATER CONNECTION NUT	1			1
30	NOT USED	50028000	:: WATER VALVE	1			1
			MUFFLER AND PARTS				
33	50997915	X	MUFFLER	1			
34	50719871	X	MUFFLER CAP	1			
			CYLINDER				
35	50719889	X	CYLINDER	1			1
			ROTATION PARTS				
37	50719731	X	ROTATION RATCHET SEAL	1			1
38	50719723	X	ROTATION RATCHET	1			1
39	95385720	X	ROTATION RATCHET DOWEL PIN	1			1
40	50003888	X	RIFLE BAR	1	1	2	3
41	50172386	X	ROTATION PAWL	4	2	2	4
42	50172394	X	ROTATION PAWL PLUNGER	4	2	2	4
43	50173269	X	ROTATION PAWL SPRING	4	4	4	8

"X" indicates that the part number is identical to number in first column

ILLUS. NO	PART NO.		NAME OF PART (Parts indented under an item are included with that item)	CLASS		
	BLOWER STYLE	WET STYLE		1 MIN	2 AV	3 MAX
			VALVE CHEST AND PARTS			
45	50719830	X	VALVE CHEST	1	1	1
46	50006816	X	VALVE	1	1	1
47	50719822	X	VALVE GUIDE	1	1	1
			PISTON AND PARTS			
49	50965987	X	PISTON	1	1	2
50	50004183	X	RIFLE NUT	1	2	3
	50719772	X	PISTON STEM BEARING ASSY	1		
51	50719806	X	:: PISTON STEM BEARING	1		
52	50719764	X	:: PISTON STEM BEARING SLEEVE	1	1	1
			CHUCK AND PARTS			
54	50014562	X	CHUCK (Standard for 22mm Hex x 108 mm) (1" Hex x 4-1/4" shank)	1	2	3
55	50003375	X	CHUCK DRIVER	1	2	3
56	50023126	X	CHUCK NUT	1	2	3
			FRONT HEAD AND PARTS (Standard Yoke Type Steel Holder Construction, for 22mm Hex x 108mm Long shank)(1" Hex x 4-1/4" Long shank)			
58	50719855	X	FRONT HEAD	1	1	1
59	50899400	X	STEEL HOLDER	1	1	1
60	50899392	X	STEEL HOLDER BOLT	1		
61	95077301	X	STEEL HOLDER BOLT NUT	1		
62	50550409	X	STEEL HOLDER PLUNGER	1		1
63	50550391	X	STEEL HOLDER PLUNGER SPRING	1		1
64	95002143	X	PLUG	1		

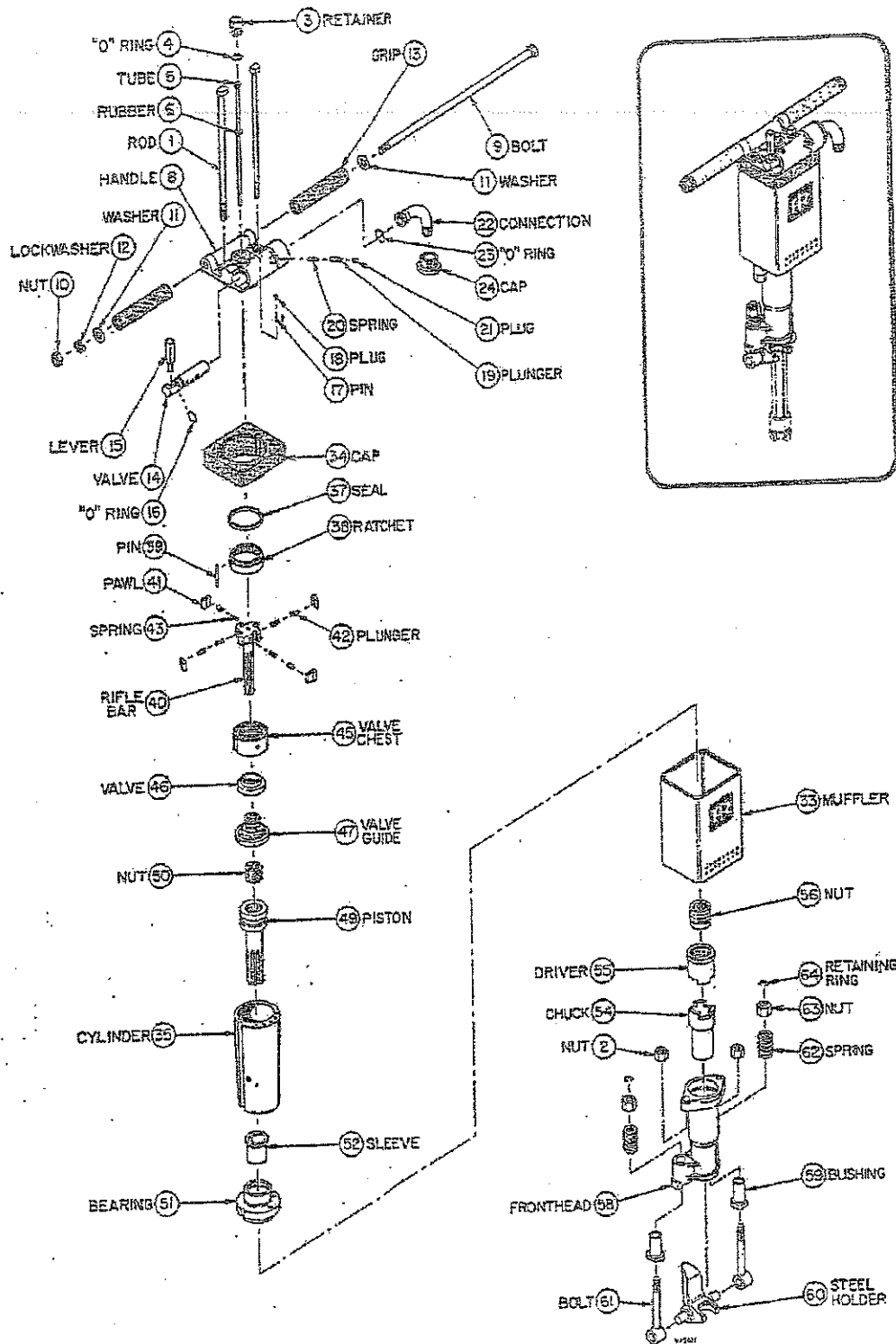
NOTE: The "X" indicates that the part number is identical to the part number in the preceding column.

NOTE: A Conversion Kit that furnishes all the required parts to convert a Blower style JH40 to a Wet style JH40 is available. The part number of the conversion kit is 50975556.

OPTIONAL CHUCKS, YOKE TYPE STEEL HOLDERS AND FRONT HEAD
(Furnished only when specially ordered)

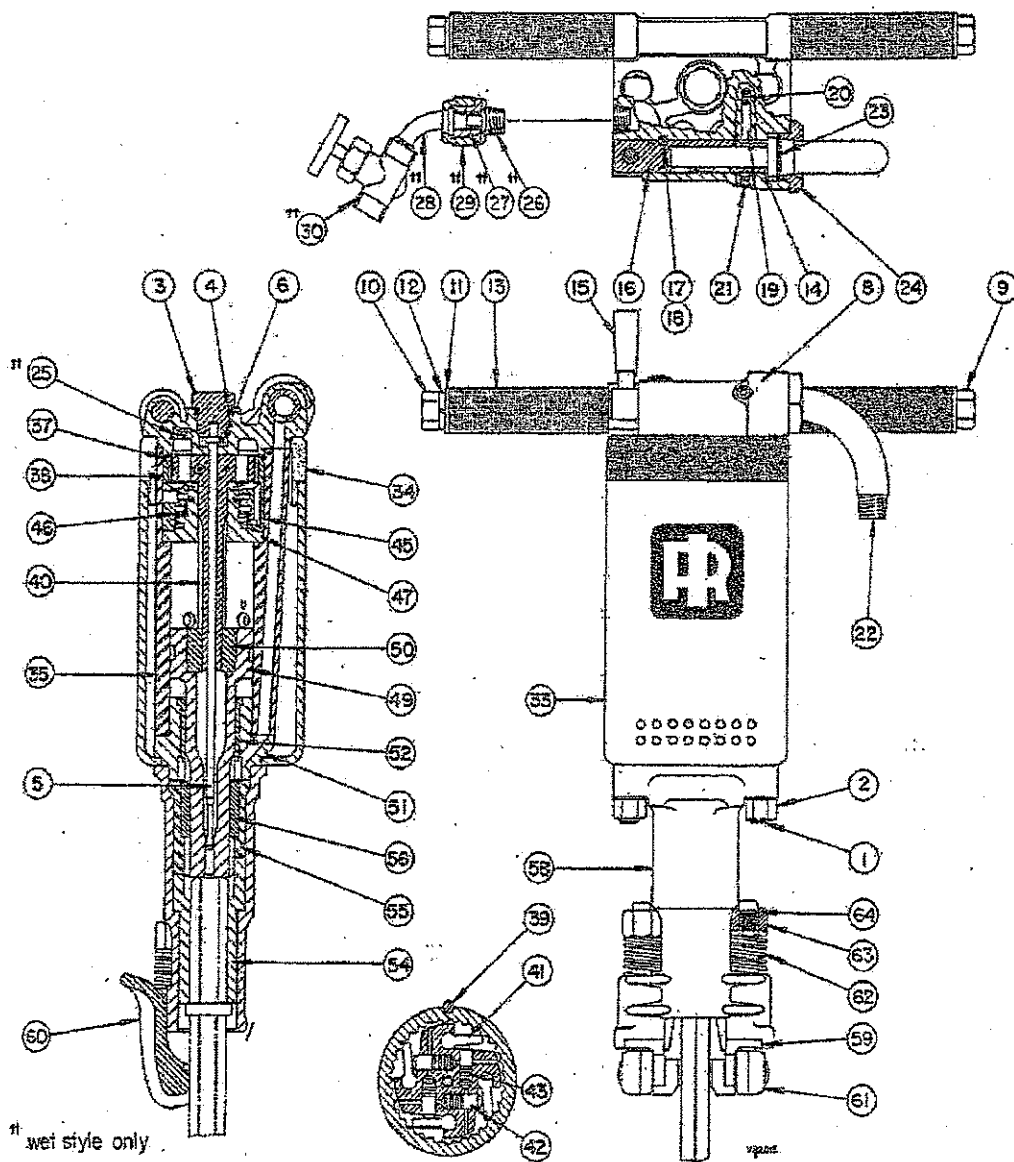
For 22mm Hex x 108mm 7/8" Hex x 4-1/4" Jackhammer Shank	For 22mm Hex x 83mm 7/8" Hex x 3-1/4" Jackhammer Shank	NAME OF PART
50014588	50014554	CHUCK
50899418	50899426	STEEL HOLDER
**	50720770	FRONT HEAD

** NOTE: The standard Front Head (50719855) is used with this combination



JH40 "JACKHAMMER"
 (Beavertail Type Steel Holder Construction)
 (Refer to Pages 7 and 8 for Parts List)

CROWDER SUPPLY CO., INC. - 8495 ROSLYN ST. - COMMERCE CITY, CO 80022 - TOLL FREE 888-883-5144 - www.crowdersupply.com



JH40 "JACKHAMER"
 (Beavertail Type Steel Holder Construction)
 (Refer to Pages 7 and 8 for Parts List)

CROWDER SUPPLY CO., INC. - 8485 ROSLYN ST. - COMMERCE CITY, CO 80022 - TOLL FREE 888-883-5144 - www.crowdersupply.com

JH40 JACKHAMMER PARTS LIST
Beavertail Type Steel Holder Construction

ILLUS. NO	PART NO.		NAME OF PART (Parts indented under an item are included with that item)		CLASS		
	BLOWER STYLE	WET STYLE			1 MIN	2 AV	3 MAX
			ASSEMBLY RODS AND PARTS				
1	50003185	X	ASSEMBLY ROD	2			2
2	50003193	X	ASSEMBLY ROD NUT	2			2
			BLOWER/WATER TUBE AND PARTS				
3	50503603	X	TUBE RETAINER	1			1
4	95086526	X	TUBE RETAINER O-RING	1	1	2	4
5	50763762		BLOWER TUBE	1	1	2	4
5		50763754	WATER TUBE	1	1	2	4
6	50045673	X	TUBE RUBBER	1	2	2	4
			HANDLE AND PARTS				
8	50924380	50719897	HANDLE	1			
9	50899467	X	HANDLE BOLT	1			
10	95084760	X	HANDLE BOLT NUT	1			
11	95064705	X	HANDLE BOLT WASHER	2			
12	95210415	X	HANDLE BOLT LOCK WASHER	1			
13	51716454	X	HANDLE GRIP	2			
	50809748	X	THROTTLE VALVE ASSEMBLY	1			
14	50809748	X	:: THROTTLE VALVE	1		1	1
15	50809748	X	:: THROTTLE VALVE LEVER	1		1	1
16	95018099	X	THROTTL VALVE O-RING	1			1
17	95210563	X	LOCATING PIN	1			
18	95049359	X	HANDLE PLUG	1			
19	50003748	X	THROTTLE VALVE PLUNGER	1			
20	50170927	X	THROTTLE VALVE PLUNGER SPRING	1			
21	95049359	X	HANDLE PLUG	1			
22	50973734	X	HOSE CONNECTION ASSEMBLY	1			1
23	95086161	X	:: O-RING	1			2
24	50028117	x	HOSE CONNECTION CAP	1			
25	NOT USED	95214797	HANDLE PLUG	1			
	NOT USED	50975549	WATER HOSE CONNECTION	1			
26	NOT USED	50028018	:: WATER CONNECTION SPUD	1			
27	NOT USED	50028059	:: WATER HOSE STEM RUBBER	1	1	2	3
28	NOT USED	50011808	:: WATER CONNECTION STEM	1			1
29	NOT USED	50028042	:: WATER CONNECTION NUT	1			1
30	NOT USED	50028000	:: WATER VALVE	1			1
			MUFFLER AND PARTS				
33	50997915	X	MUFFLER	1			
34	50719871	X	MUFFLER CAP	1			
			CYLINDER				
35	50719889	X	CYLINDER	1			1
			ROTATION PARTS				
37	50719731	X	ROTATION RATCHET SEAL	1			1
38	50719723	X	ROTATION RATCHET	1			1
39	95385720	X	ROTATION RATCHET DOWEL PIN	1			1
40	50003888	X	RIFLE BAR	1	1	2	3
41	50172386	X	ROTATION PAWL	4	2	2	4
42	50172394	X	ROTATION PAWL PLUNGER	4	2	2	4
43	50173269	X	ROTATION PAWL PLUNGER SPRING	4	4	4	8

ILLUS. NO	PART NO.		NAME OF PART (Parts indented under an item are included with that item)	CLASS		
	BLOWER STYLE	WET STYLE		1 MIN	2 AV	3 MAX
			VALVE CHEST AND PARTS			
45	50719830	X	VALVE CHEST	1	1	1
46	50006816	X	VALVE	1	1	1
47	50719822	X	VALVE GUIDE	1	1	1
			PISTON AND PARTS			
49	50965987	X	PISTON	1	1	2
50	50004183	X	RIFLE NUT	1	2	4
	50719772	X	PISTON STEM BEARING ASSEMBLY	1		
51	50719806	X	:: PISTON STEM BEARING	1		
52	50719764	X	:: PISTON STEM BEARING SLEEVE	1	1	1
			CHUCK AND PARTS			
54	50014562	X	CHUCK (Standard for 25mm Hex x 108mm long shank) (1" Hex x 4-1/4" long shank)	1	1	3
55	50003375	X	CHUCK DRIVER	1	1	3
56	50023126	X	CHUCK NUT	1	1	3
			FRONT HEAD AND PARTS			
			Optional Beavertail Type Steel Holder Construction for 25mm Hex x 108mm Long Shank 1" Hex x 4-1/4" Long Shank			
58	50003144	X	FRONT HEAD	1		
59	50009182	X	:: FRONT HEAD BUSHING	2	1	4
60	50008960	X	STEEL HOLDER	1	2	3
61	50009174	X	STEEL HOLDER BOLT	2		
62	51357606	X	STEEL HOLDER BOLT SPRING	2		
63	50009158	X	STEEL HOLDER BOLT NUT	2		
64	50009190	X	STEEL HOLDER BOLT NUT RETAIN RING	2		

NOTE: The "X" indicates that the part number is identical to the part number in the preceding column.

NOTE: A Conversion Kit that furnished all the required parts to convert a Blower style JH40 to a Wet style JH40 is available. The part number of the conversion kit is **50975556**.

OPTIONAL CHUCK AND FRONT HEAD WITH BEAVERTAIL STEEL HOLDER
(Furnished only when specially ordered)

For 22mm Hex x 108mm 7/8" Hex x 4-1/4" Jackhammer Shank	For 22mm Hex x 83mm 7/8" Hex x 3-1/4" Jackhammer Shank	NAME OF PART
50014588	50014554	CHUCK
50003144	50003136	FRONT HEAD
50009182	50009182	:: FRONT HEAD BUSHING (2)
50008945	50008945	STEEL HOLDER

DESCRIPTION AND GENERAL INFORMATION

The JH40 Jackhammer is a hand-held, medium-weight, muffled, pneumatic rock drill with automatic rifle bar rotation and exceptional hole cleaning ability. It is designed for blower or wet drilling; incorporates control of "hole blowing" in the throttle valve for one-lever simplified control; and is equipped with a closed-center T-handle for general ground level work. The integral noise control muffler is designed to reduce the noise level of the drill to increase operator efficiency by improving the working area environment.

The following lists the design features of the various JH40 Constructions:

1. 50719905 (JH40-STD) Jackhammer Complete - Blower Style, 1 in. hex. X 4-1/4 in. long (25mm hex. X 108mm long) Chuck, Yoke Type Steel Holder.
2. 50719913 (JH40-OPT-A) Jackhammer Complete - Blower Style, 7/8 in. hex. X 3-1/4 in. long (22mm hex. X 83mm long) Chuck, Yoke Type Steel Holder.
3. 50719921 (JH40-OPT-B) Jackhammer Complete - Blower Style, 7/8 in. hex. X 4-1/4 in. long (22mm hex. X 108mm long) Chuck, Yoke Type Steel Holder.
4. 50715069 (JH40-OPT-C) Jackhammer Complete - Wet Style, 1 in. hex. X 4-1/4 in. long (25mm hex. X 108mm long) Chuck, Yoke Type Steel Holder.
5. 50780402 (JH40-OPT-D) Jackhammer Complete - Blower Style, 7/8 in. hex. X 4-1/4 in. long (22mm hex. X 108mm long) Chuck, Beavertail Type Steel Holder.
6. 50784792 (JH40-OPT-E) Jackhammer Complete - Wet Style, 7/8 in. hex. X 4-1/4 in. long (22mm hex. X 108mm long) Chuck, Beavertail Type Steel Holder.
7. 50859727 (JH40-OPT-F) Jackhammer Complete - Wet Style, 7/8 in. hex. X 3-1/4 in. long (22mm hex. X 83mm long), Yoke Type Steel Holder.
8. 50859735 (JH40-OPT-G) Jackhammer Complete - Wet Style, 7/8 in. hex. X 4-1/4 in. long (22mm hex. X 108mm long), Yoke Type Steel Holder.
9. 50896398 (JH40-OPT-H) Jackhammer Complete - Blower Style, 7/8 in. hex. X 3-1/4 in. long (22mm hex. X 83mm long), Beavertail Type Steel Holder.
10. 50896406 (JH40-OPT-I) Jackhammer Complete - Blower Style, 1 in. hex. X 4-1/4 in. long (22mm hex. X 108mm long), Beavertail Type Steel Holder.
11. 50973718 (JH40-OPT-J) Jackhammer Complete - Wet Style, 7/8 in. hex. X 3-1/4 in. long (22mm hex. X 83mm long), Beavertail Type Steel Holder.
12. 50973726 (JH40-OPT-K) Jackhammer Complete - Wet Style, 1 in. hex. X 4-1/4 in. long (25mm hex. X 108mm long), Beavertail Type Steel Holder.

NOTE: The water pressure for wet style machines should be maintained at about 10 psi (70 kPa) less than the air pressure. If water pressure exceeds air pressure, water will be forced into the drill and will carry away the lubricant. The water pressure should never fall below 40 psi (276 kPa).

NOTE: An Air Line Lubricator must be used with the JH40 Jackhammer. We recommend the IRO-16F Air Line Lubricator with 0.47 litre (1 pint) capacity. Refer to PS-5870.11 for Parts List and Illustration of this Lubricator. A high quality Rock Drill Oil conforming to I-R Specifications as shown in Form 4857B or on the Instruction Tag attached to the lubricator must be used in the lubricator. The Air Line Lubricator will be furnished only when specially ordered, and at extra cost.